

# Global Heat Hazards Outlooks

Date of Issuance: 18 Mar 2025

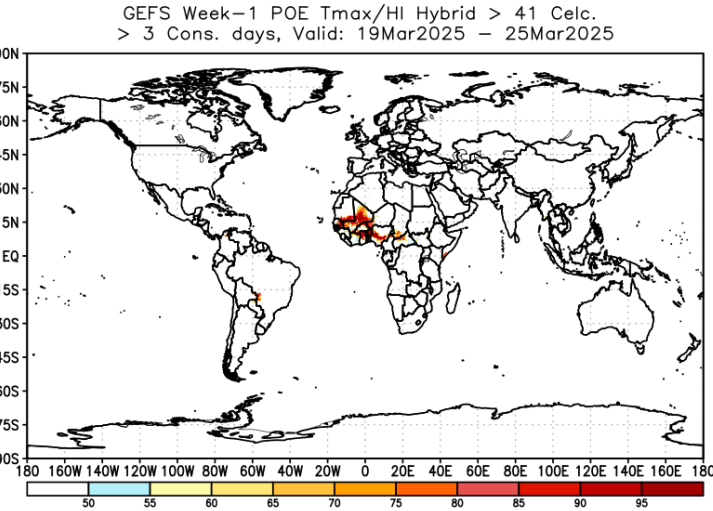
Week-1 Valid: 19 Mar 2025 – 25 Mar 2025

Week-2 Valid: 26 Mar 2025 – 01 Apr 2025

Numerical Weather Prediction Model: NCEP GEFS

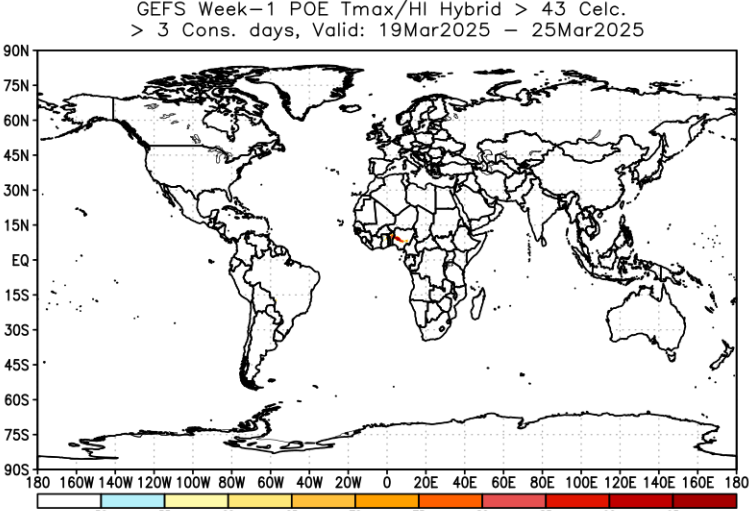
# GEFS Week-1 HI/Tmax Hybrid POE with Respect to Fixed Thresholds

## >41°C & > 3 Consc. Days



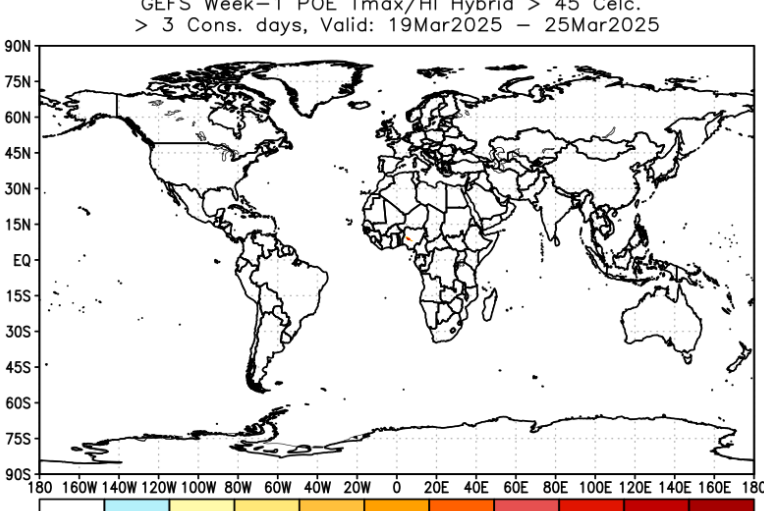
[https://ftp.cpc.ncep.noaa.gov/International/global\\_heat/gefs\\_week1\\_prob\\_hybrid\\_3\\_glb\\_41.png](https://ftp.cpc.ncep.noaa.gov/International/global_heat/gefs_week1_prob_hybrid_3_glb_41.png)

## >43°C & > 3 Consc. Days



[https://ftp.cpc.ncep.noaa.gov/International/global\\_heat/gefs\\_week1\\_prob\\_hybrid\\_3\\_glb\\_43.png](https://ftp.cpc.ncep.noaa.gov/International/global_heat/gefs_week1_prob_hybrid_3_glb_43.png)

## >45°C & > 3 Consc. Days



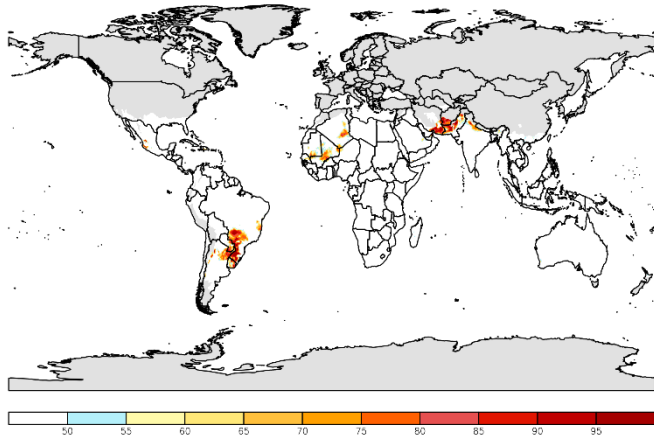
[https://ftp.cpc.ncep.noaa.gov/International/global\\_heat/gefs\\_week1\\_prob\\_hybrid\\_3\\_glb\\_45.png](https://ftp.cpc.ncep.noaa.gov/International/global_heat/gefs_week1_prob_hybrid_3_glb_45.png)

- Probabilities exceed 85% for the hybrid index to exceed 41°C for at least three consecutive days in Senegal, Mauritania, Mali, Ghana, southern Chad, Northern central Republic Africa, and Nigeria.

# GEFS Week-1 POE, Tmax/HI with Calmer Wind (< 5m s-1) and less Cloud Cover (< 50%)

## >80<sup>th</sup> & > 3 Consc. Days

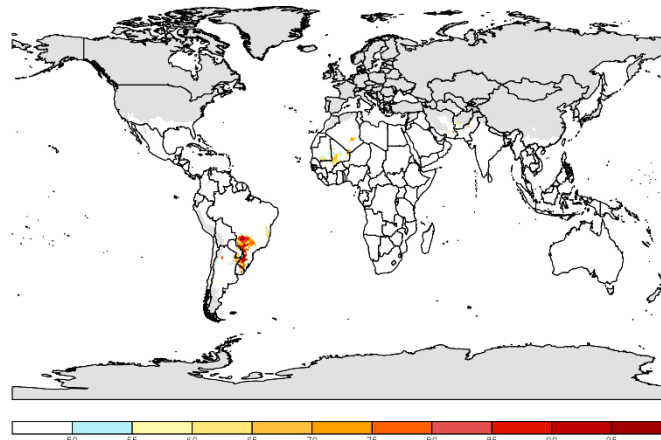
GEFS Week-1 POE Tmax/HI > 80th Pctle. with W. Speed < 5m/sec & Cloud C. < 50%, > 3 Cons. days, Valid: 19Mar2025 - 25Mar2025



[https://ftp.cpc.ncep.noaa.gov/International/extreme\\_fc/st/gefs\\_heat/gefs\\_comb3\\_week1\\_glb\\_prob\\_80.gif](https://ftp.cpc.ncep.noaa.gov/International/extreme_fc/st/gefs_heat/gefs_comb3_week1_glb_prob_80.gif)

## >90<sup>th</sup> & > 3 Consc. Days

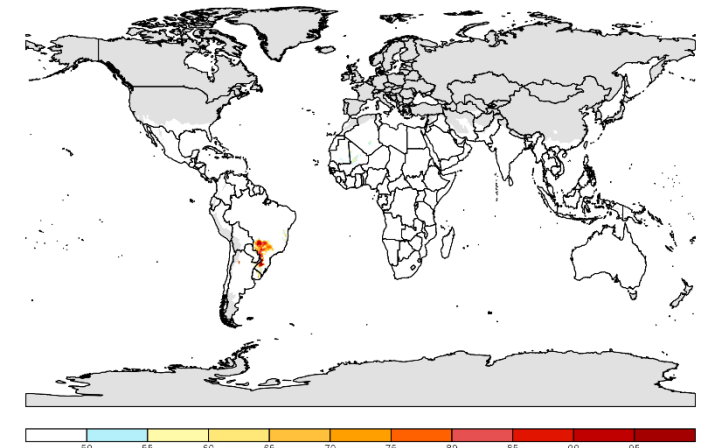
GEFS Week-1 POE Tmax/HI > 90th Pctle. with W. Speed < 5m/sec & Cloud C. < 50%, > 3 Cons. days, Valid: 19Mar2025 - 25Mar2025



[https://ftp.cpc.ncep.noaa.gov/International/extreme\\_fc/st/gefs\\_heat/gefs\\_comb3\\_week1\\_glb\\_prob\\_90.gif](https://ftp.cpc.ncep.noaa.gov/International/extreme_fc/st/gefs_heat/gefs_comb3_week1_glb_prob_90.gif)

## >95<sup>th</sup> & > 3 Consc. Days

GEFS Week-1 POE Tmax/HI > 95th Pctle. with W. Speed < 5m/sec & Cloud C. < 50%, > 3 Cons. days, Valid: 19Mar2025 - 25Mar2025

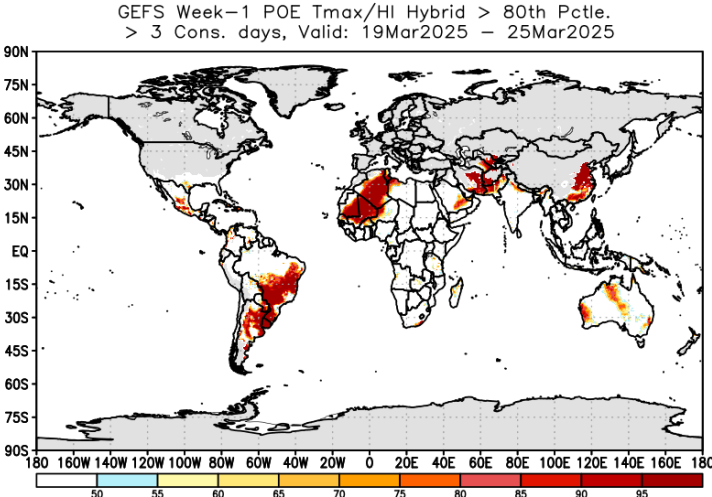


[https://ftp.cpc.ncep.noaa.gov/International/extreme\\_fc/st/gefs\\_heat/gefs\\_comb3\\_week1\\_glb\\_prob\\_95.gif](https://ftp.cpc.ncep.noaa.gov/International/extreme_fc/st/gefs_heat/gefs_comb3_week1_glb_prob_95.gif)

- Probabilities exceed 70% for the hybrid index with calmer wind and less cloud cover to exceed the 80<sup>th</sup> percentile for at least three consecutive days in northeastern Argentina, Southern Brazil, northeastern Iran, and isolated places in Pakistan, India, Afghanistan, Mali, and Algeria.

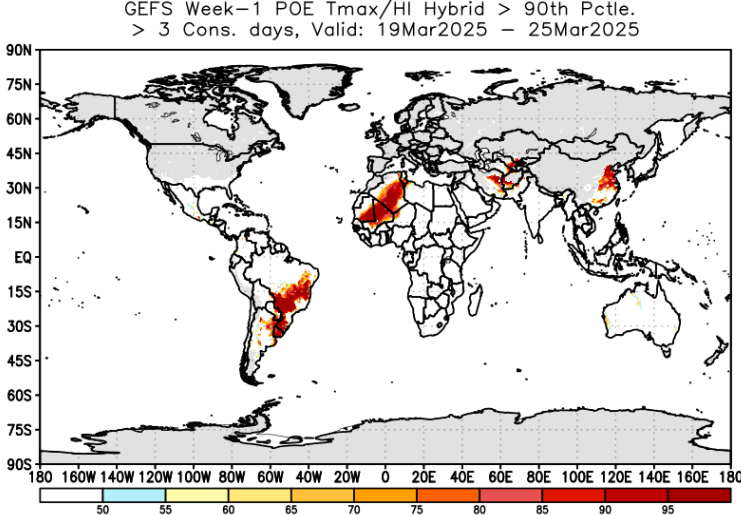
# GEFS Week-1 HI/Tmax Hybrid POE with Respect to Percentile Climo. Thresholds

## >80<sup>th</sup> & > 3 Consc. Days



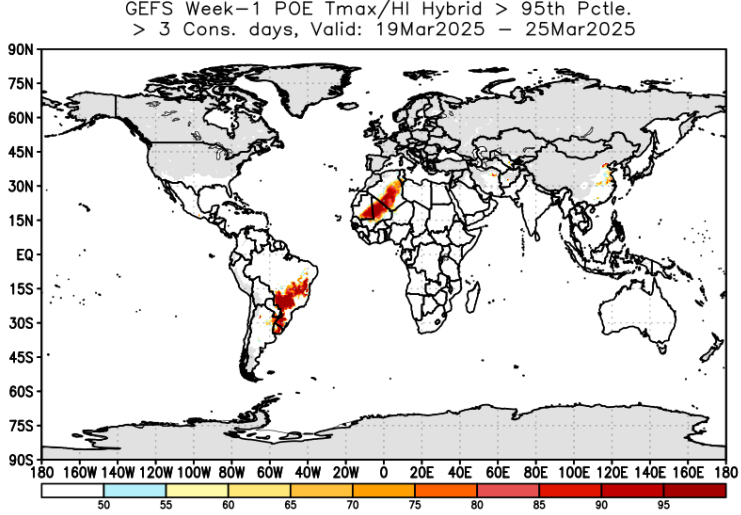
[https://ftp.cpc.ncep.noaa.gov/International/global\\_heat/gefs\\_week1\\_prob\\_hybrid\\_3\\_glb\\_80.png](https://ftp.cpc.ncep.noaa.gov/International/global_heat/gefs_week1_prob_hybrid_3_glb_80.png)

## >90<sup>th</sup> & > 3 Consc. Days



[https://ftp.cpc.ncep.noaa.gov/International/global\\_heat/gefs\\_week1\\_prob\\_hybrid\\_3\\_glb\\_90.png](https://ftp.cpc.ncep.noaa.gov/International/global_heat/gefs_week1_prob_hybrid_3_glb_90.png)

## >95<sup>th</sup> & > 3 Consc. Days



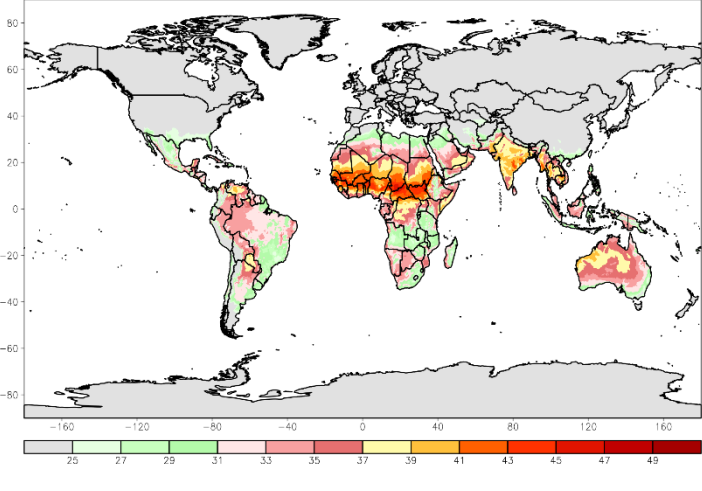
[https://ftp.cpc.ncep.noaa.gov/International/global\\_heat/gefs\\_week1\\_prob\\_hybrid\\_3\\_glb\\_95.png](https://ftp.cpc.ncep.noaa.gov/International/global_heat/gefs_week1_prob_hybrid_3_glb_95.png)

- Probabilities exceed 90% for the hybrid index to exceed the 95<sup>th</sup> percentile for at least three consecutive days in southern and eastern and western Brazil, Mauritania, Mali, and Algeria.

# GEFS Week-1 Tmax Percentile Climatology (°C)

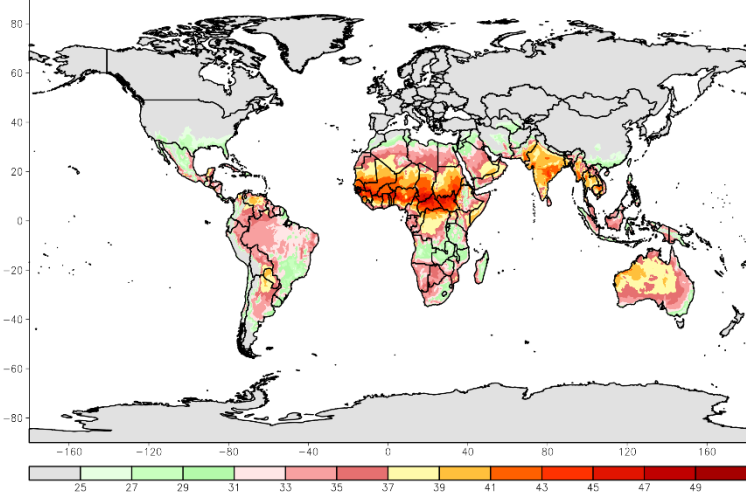
## Tmax 80<sup>th</sup> Percentile

GEFS Week-1 Tmax Percentile Climo (Cels.), 80th Pctle.  
Valid: 19Mar - 25Mar



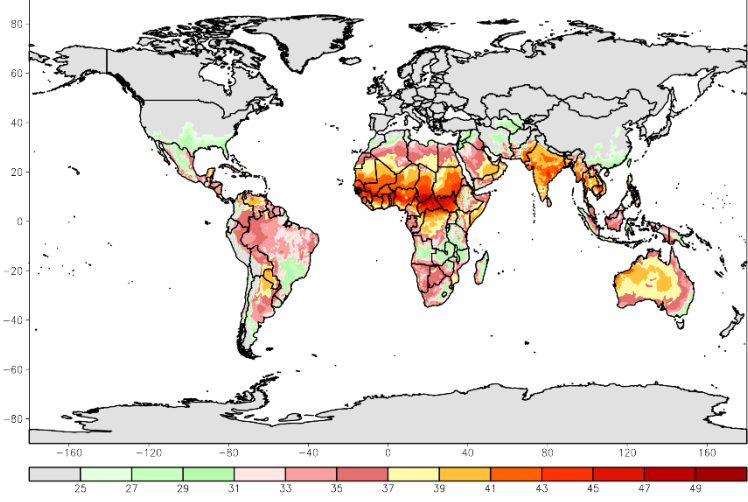
## Tmax 90<sup>th</sup> Percentile

GEFS Week-1 Tmax Percentile Climo (Cels.), 90th Pctle.  
Valid: 19Mar - 25Mar



## Tmax 95<sup>th</sup> Percentile

GEFS Week-1 Tmax Percentile Climo (Cels.), 95th Pctle.  
Valid: 19Mar - 25Mar



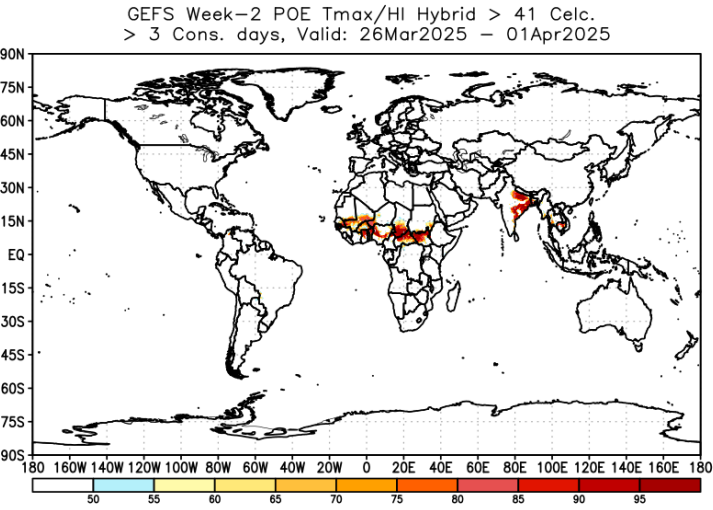
[https://ftp.cpc.ncep.noaa.gov/International/extreme\\_fc/st/gefs\\_heat/gefs\\_hybrid\\_week1\\_glb\\_clm\\_80.gif](https://ftp.cpc.ncep.noaa.gov/International/extreme_fc/st/gefs_heat/gefs_hybrid_week1_glb_clm_80.gif)

[https://ftp.cpc.ncep.noaa.gov/International/extreme\\_fc/st/gefs\\_heat/gefs\\_hybrid\\_week1\\_glb\\_clm\\_90.gif](https://ftp.cpc.ncep.noaa.gov/International/extreme_fc/st/gefs_heat/gefs_hybrid_week1_glb_clm_90.gif)

[https://ftp.cpc.ncep.noaa.gov/International/extreme\\_fc/st/gefs\\_heat/gefs\\_hybrid\\_week1\\_glb\\_clm\\_95.gif](https://ftp.cpc.ncep.noaa.gov/International/extreme_fc/st/gefs_heat/gefs_hybrid_week1_glb_clm_95.gif)

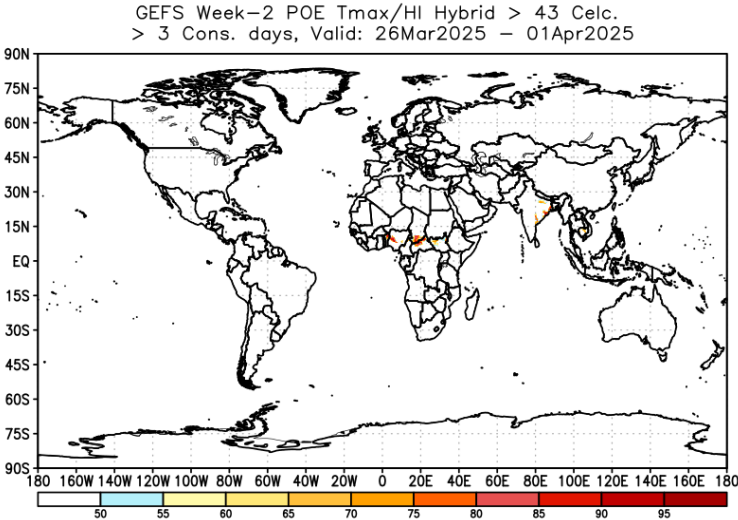
# GEFS Week-2 HI/Tmax Hybrid POE with Respect to Fixed Thresholds

## >41°C & > 3 Consc. Days



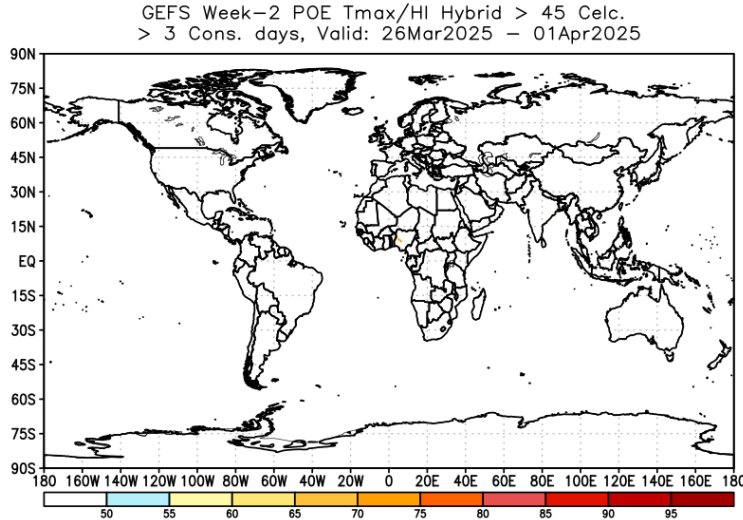
[https://ftp.cpc.ncep.noaa.gov/International/global\\_heat/gefs\\_week2\\_prob\\_hybrid\\_3\\_glb\\_41.png](https://ftp.cpc.ncep.noaa.gov/International/global_heat/gefs_week2_prob_hybrid_3_glb_41.png)

## >43°C & > 3 Consc. Days



[https://ftp.cpc.ncep.noaa.gov/International/global\\_heat/gefs\\_week2\\_prob\\_hybrid\\_3\\_glb\\_43.png](https://ftp.cpc.ncep.noaa.gov/International/global_heat/gefs_week2_prob_hybrid_3_glb_43.png)

## >45°C & > 3 Consc. Days



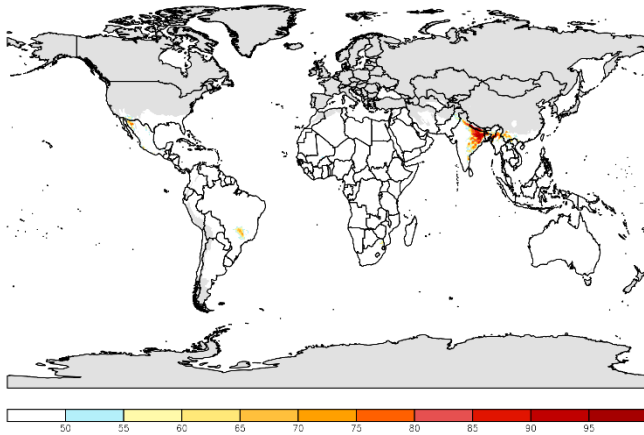
[https://ftp.cpc.ncep.noaa.gov/International/global\\_heat/gefs\\_week2\\_prob\\_hybrid\\_3\\_glb\\_45.png](https://ftp.cpc.ncep.noaa.gov/International/global_heat/gefs_week2_prob_hybrid_3_glb_45.png)

- There is an increased chance for the hybrid index to exceed 41°C for at least three consecutive days in southern Chad, Mauritania, Mali, Central African Republic, Nigeria and eastern India.

# GEFS Week-2 POE, Tmax/HI with Calmer Wind (< 5m s-1) and less Cloud Cover (< 50%)

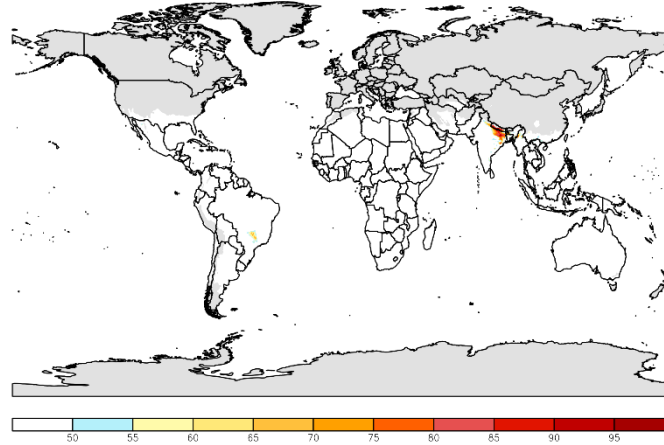
## >80<sup>th</sup> & > 3 Consc. Days

GEFS Week-2 POE Tmax/HI > 80th Pctle. with W. Speed < 5m/sec &  
Cloud C. < 50%, > 3 Cons. days, Valid: 26Mar2025 - 01Apr2025



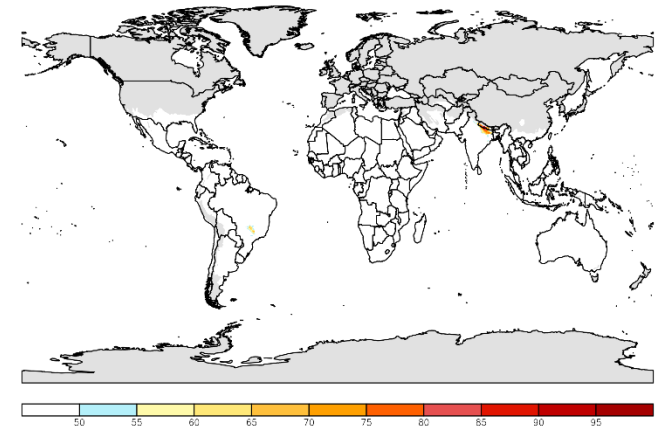
## >90<sup>th</sup> & > 3 Consc. Days

GEFS Week-2 POE Tmax/HI > 90th Pctle. with W. Speed < 5m/sec &  
Cloud C. < 50%, > 3 Cons. days, Valid: 26Mar2025 - 01Apr2025



## >95<sup>th</sup> & > 3 Consc. Days

GEFS Week-2 POE Tmax/HI > 95th Pctle. with W. Speed < 5m/sec &  
Cloud C. < 50%, > 3 Cons. days, Valid: 26Mar2025 - 01Apr2025



[https://ftp.cpc.ncep.noaa.gov/International/extreme\\_fcst/gefs\\_heat/gefs\\_comb3\\_week2\\_glb\\_prob\\_80.gif](https://ftp.cpc.ncep.noaa.gov/International/extreme_fcst/gefs_heat/gefs_comb3_week2_glb_prob_80.gif)

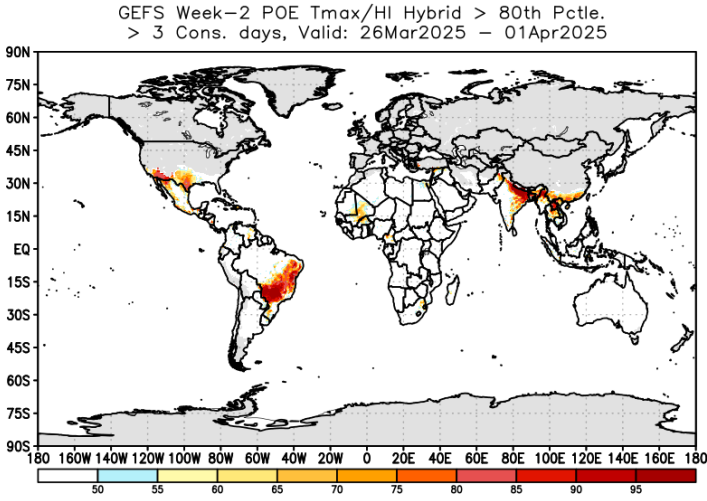
[https://ftp.cpc.ncep.noaa.gov/International/extreme\\_fcst/gefs\\_heat/gefs\\_comb3\\_week2\\_glb\\_prob\\_90.gif](https://ftp.cpc.ncep.noaa.gov/International/extreme_fcst/gefs_heat/gefs_comb3_week2_glb_prob_90.gif)

[https://ftp.cpc.ncep.noaa.gov/International/extreme\\_fcst/gefs\\_heat/gefs\\_comb3\\_week2\\_glb\\_prob\\_95.gif](https://ftp.cpc.ncep.noaa.gov/International/extreme_fcst/gefs_heat/gefs_comb3_week2_glb_prob_95.gif)

- Probabilities exceed 70% for the hybrid index with calmer wind and less cloud cover to exceed the 80<sup>th</sup> percentile for at least three consecutive days in northeastern India and Bangladesh.

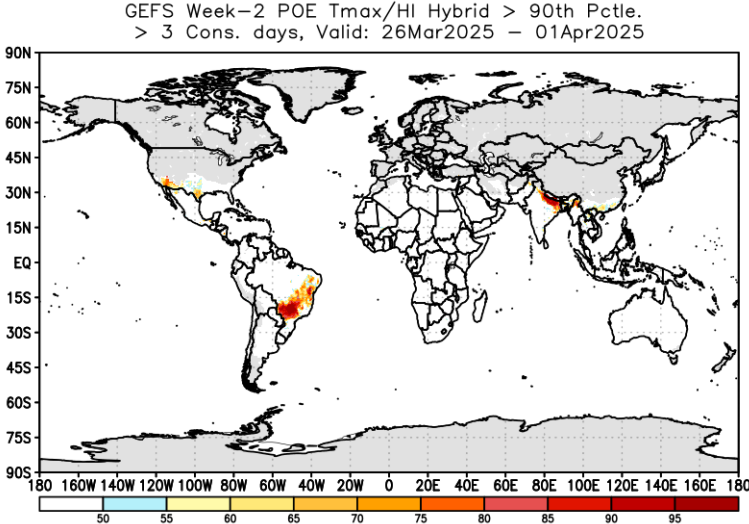
# GEFS Week-2 HI/Tmax Hybrid POE with Respect to Percentile Climo. Thresholds

## >80<sup>th</sup> & > 3 Consc. Days



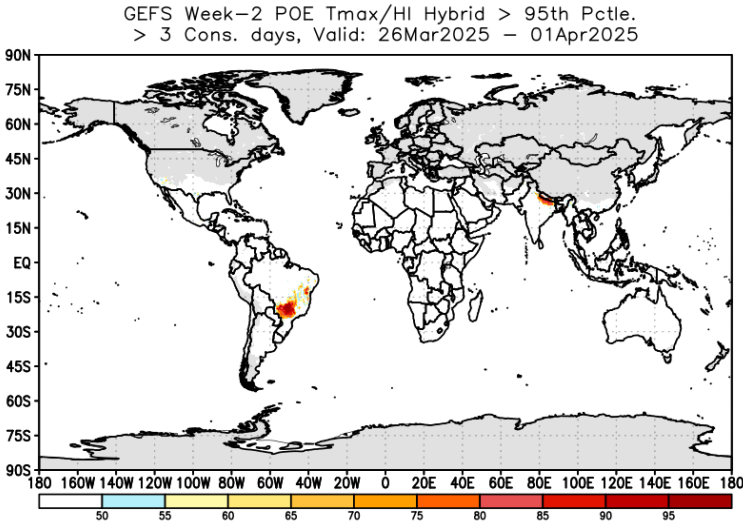
[https://ftp.cpc.ncep.noaa.gov/International/global\\_heat/gefs\\_week2\\_prob\\_hybrid\\_3\\_glb\\_80.png](https://ftp.cpc.ncep.noaa.gov/International/global_heat/gefs_week2_prob_hybrid_3_glb_80.png)

## >90<sup>th</sup> & > 3 Consc. Days



[https://ftp.cpc.ncep.noaa.gov/International/global\\_heat/gefs\\_week2\\_prob\\_hybrid\\_3\\_glb\\_90.png](https://ftp.cpc.ncep.noaa.gov/International/global_heat/gefs_week2_prob_hybrid_3_glb_90.png)

## >95<sup>th</sup> & > 3 Consc. Days



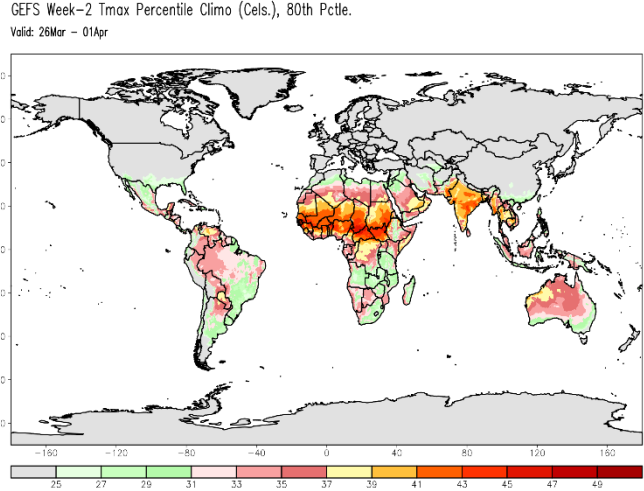
[https://ftp.cpc.ncep.noaa.gov/International/global\\_heat/gefs\\_week2\\_prob\\_hybrid\\_3\\_glb\\_95.png](https://ftp.cpc.ncep.noaa.gov/International/global_heat/gefs_week2_prob_hybrid_3_glb_95.png)

- There is an increased chance (> 80%) for the hybrid index to exceed the 90<sup>th</sup> percentile for at least three consecutive days in southern Brazil and northeastern India.



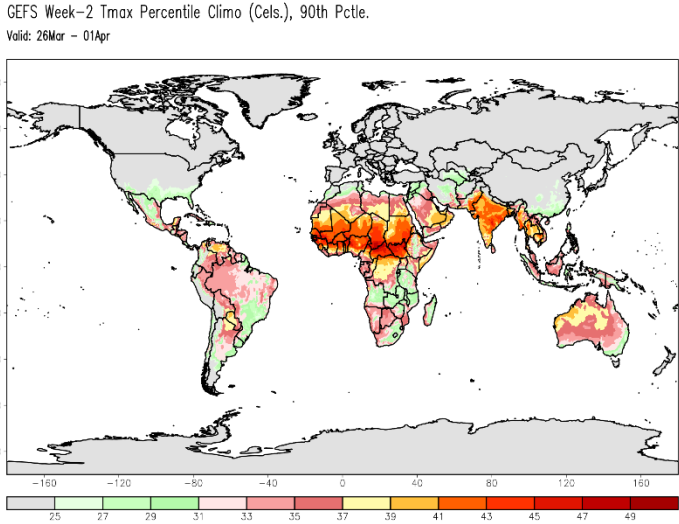
# GEFS Week-2 Tmax Percentile Climatology (°C)

## Tmax 80<sup>th</sup> Percentile



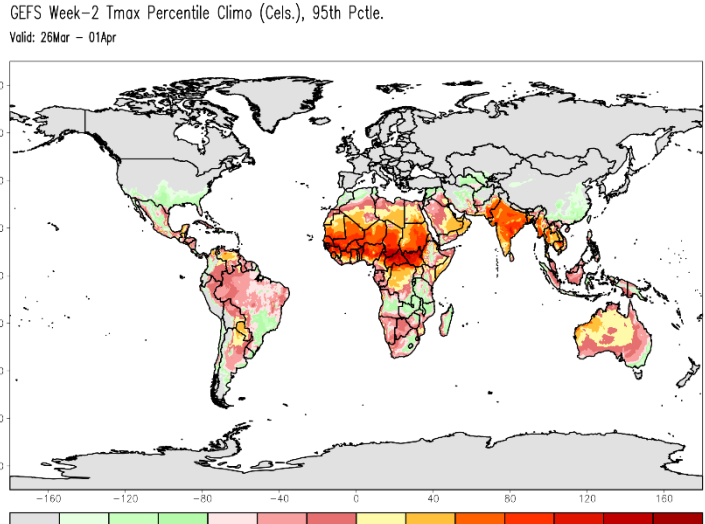
[https://ftp.cpc.ncep.noaa.gov/International/extreme\\_fcst/gefs\\_heat/gefs\\_hybrid\\_week2\\_glb\\_clm\\_80.gif](https://ftp.cpc.ncep.noaa.gov/International/extreme_fcst/gefs_heat/gefs_hybrid_week2_glb_clm_80.gif)

## Tmax 90<sup>th</sup> Percentile



[https://ftp.cpc.ncep.noaa.gov/International/extreme\\_fcst/gefs\\_heat/gefs\\_hybrid\\_week2\\_glb\\_clm\\_90.gif](https://ftp.cpc.ncep.noaa.gov/International/extreme_fcst/gefs_heat/gefs_hybrid_week2_glb_clm_90.gif)

## Tmax 95<sup>th</sup> Percentile

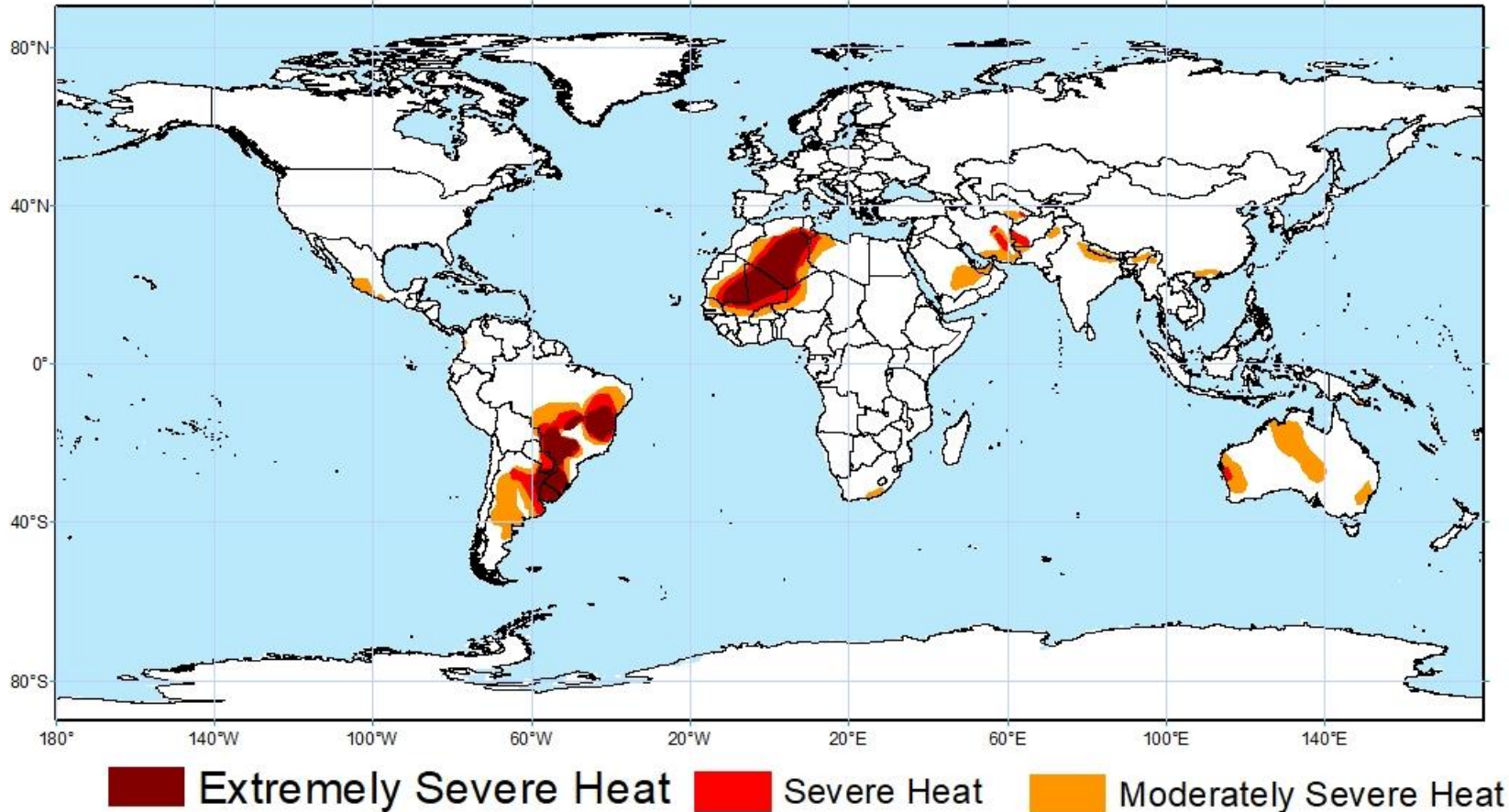


[https://ftp.cpc.ncep.noaa.gov/International/extreme\\_fcst/gefs\\_heat/gefs\\_hybrid\\_week2\\_glb\\_clm\\_95.gif](https://ftp.cpc.ncep.noaa.gov/International/extreme_fcst/gefs_heat/gefs_hybrid_week2_glb_clm_95.gif)

## Week-1 Experimental Global Heat Hazard Outlook

Issued: 18 Mar 2025

Valid: 19 Mar 2025 - 25 Mar 2025



**Extremely Severe Heat:** Tmax/HI are among the 5% highest values over the 30-year period 1991-2020  
**Severe Heat:** Tmax/HI are among the 10% highest values over the 30-year period 1991-2020  
**Moderately Severe Heat:** Tmax/HI are among the 20% highest values over the 30-year period 1991-2020

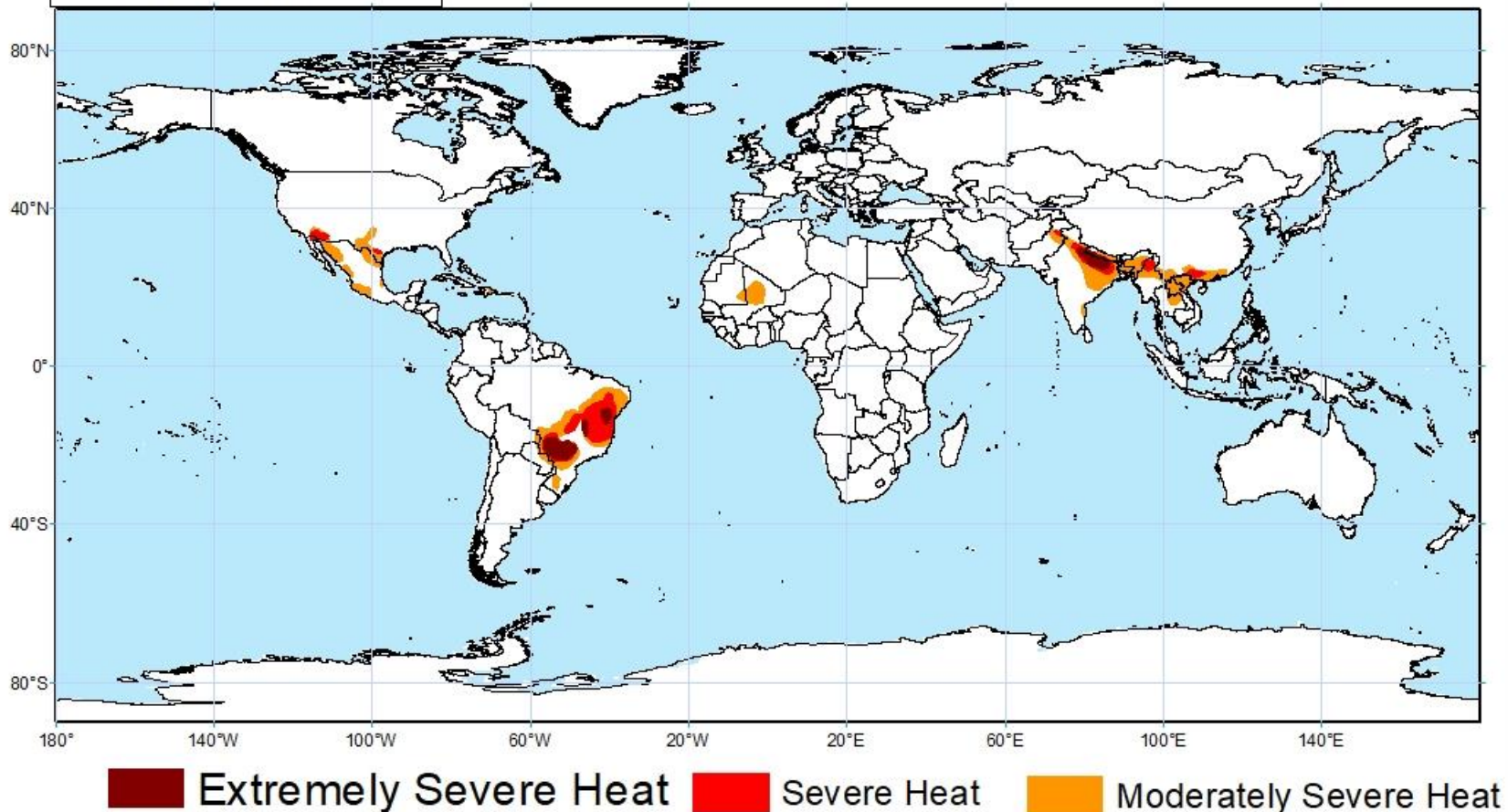
**Note:** For the Sahel region in Africa: **Tmax/HI hybrid > 41°C for at least 3 consecutive days** is also considered as **Moderately Severe Heat**

- There is an increased chance of *moderately severe heat* in far western Mexico, eastern and Southern Brazil, Argentina, Uruguay, southern Paraguay, Mali, Mauritania, Algeria, Western Libya, Senegal, and eastern India, Bangladesh, southeastern Saudi Arabia, and Australia.
- There is an increased chance of *extremely severe heat* in eastern and southern Brazil, Uruguay, Mali, and Mauritania.

## Week-2 Experimental Global Heat Hazard Outlook

Valid: 26 Mar 2025 - 01 Apr 2025

Issued 17 Mar 2025



**Extremely Severe Heat:** Tmax/HI are among the 5% highest values over the 30-year period 1991-2020

**Severe Heat:** Tmax/HI are among the 10% highest values over the 30-year period 1991-2020

**Moderately Severe Heat:** Tmax/HI are among the 20% highest values over the 30-year period 1991-2020

- There is an increased chance for *moderately severe heat* in isolated areas in western and eastern Mexico, northeastern Paraguay, southwestern and northeastern and southern Brazil, pocket of Mauritania, Mali, northern Pakistan, northeastern India, Bangladesh, Myanmar and parts China.
- There is an increased chance for *severe heat* over isolated areas in southwestern and northeastern Brazil, and northeastern India.

**Note:** For the Sahel region in Africa: **Tmax/HI hybrid > 41°C for at least 3 consecutive days** is also considered as **Moderately Severe Heat**